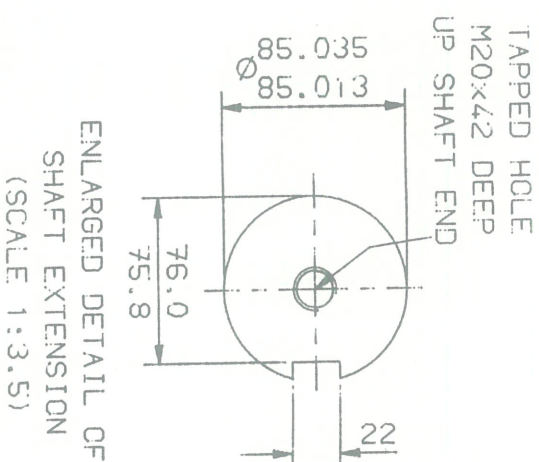
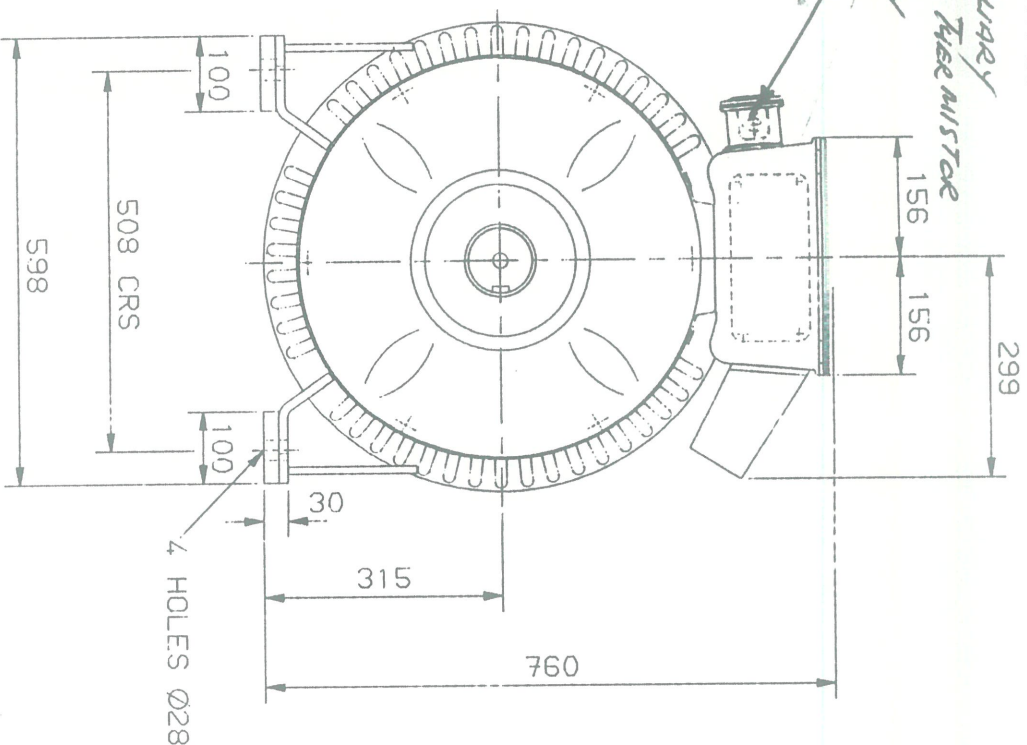


NOTE! CABLE ENTRY CAN BE SUPPLIED IN ANY ONE OF FOUR POSITIONS AT 90° INTERVALS

ONE SEPARATE Auxiliary Terminal Box for Thermostatic Leads. Cable Entry 1xM20 Conduit.

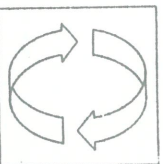


NOTE! SUFFIX LETTERS TO THE NUMBER 7 IN THE FRAME SIZE DO NOT AFFECT THE EXTERNAL DIMENSIONS.

CUSTOMER **Brook Hansen (Canada) Inc**
ORDER NO. **322133 Line 4**
SERIAL NO. **GE019877**
FRAME SIZE **7V-AD315L**
KV **90** RPM. **1480**
HZ **50** PHASE **3**
VOLTS **380-5% Star** POLES **4/8**
BRGS. **N319-C3** DE. **6314-C3NDE.**
MOTOR NETT. WT. **1,070** Kg.
REMARKS
BEARINGS PACKED WITH ABRASHELL 7 (low Temp) GREASE

FIRST ANGLE PROJECTION,
ALL DIMENSIONS IN MILLIMETRES

BROOK CROMPTON



Large Industrial Motors
Guiseley, Leeds

DRG. No.

SCALE	1:10	DATE
DRAWN	LCG	29.6.90
CHECKED	MBC	29.6.90
APPROVED	MRC	29.6.90

REVISION:	DATE
1	

NOTE!
2.5 ENDPLAY WILL BE PROVIDED FOR ENDTHRUST PROTECTION WHEN CUSTOMERS NOTIFY US OF THEIR INTENTION TO USE RIGID COUPLINGS AND DRIVEN

OUTLINE DIMENSIONS OF STANDARD FOOT MOUNTED METRIC A.C. MOTOR TO BS.4999 PART 141. TOTALLY ENCLOSED FAN VENTILATED. DEEP FAN & FAN COVER, FRAME SIZE : 7-AC315L (4 POLE UP).